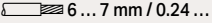
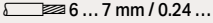
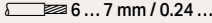



# Modular Terminal Block; with Mounting Flange or Snap-In Mounting Foot

## 2.5 (4 "f-st") mm<sup>2</sup>; 870 Series

Technical Data	
0.08 ... 2.5 (4 "f-st") mm <sup>2</sup> ①	28 ... 12 AWG
500 V/6 kV/3 ②	300 V, 20 A $\frac{VA_{max}}$
$I_N$ 24 A	
Terminal block width: 5 mm / 0.197 inch	
 6 ... 7 mm / 0.24 ... 0.28 inch	

Technical Data	
0.08 ... 2.5 (4 "f-st") mm <sup>2</sup> ①	28 ... 12 AWG
500 V/6 kV/3 ②	300 V, 20 A $\frac{VA_{max}}$
$I_N$ 24 A	
Terminal block width: 5 mm / 0.197 inch	
 6 ... 7 mm / 0.24 ... 0.28 inch	

Technical Data	
0.08 ... 2.5 (4 "f-st") mm <sup>2</sup> ①	28 ... 12 AWG
500 V/6 kV/3 ②	300 V, 20 A $\frac{VA_{max}}$
$I_N$ 24 A	
Terminal block width: 5 mm / 0.197 inch	
 6 ... 7 mm / 0.24 ... 0.28 inch	



Center terminal block; without snap-in mounting foot; for 0.6 ... 1.2 mm plate thickness; required between end plate and end terminal block for terminal strips with mounting flanges

Color	Item No.	Pack. Unit
gray	869-321	100
blue	869-324 ③	100
orange	869-326	100
green-yellow	869-327	100
light gray	869-329	100

End terminal block; with M3 mounting flange; for screw or similar mounting types; 3.2 mm mounting hole diameter

Color	Item No.	Pack. Unit
gray	869-301	100
blue	869-304 ③	100
green-yellow	869-307	100
light gray	869-309	100

End terminal block; with snap-in mounting foot; for 0.6 ... 1.2 mm plate thickness; 3.5 + 0.1 mm mounting hole diameter

Color	Item No.	Pack. Unit
gray	869-331	100
blue	869-334 ③	100
green-yellow	869-337	100
light gray	869-339	100

Center terminal block; with direct ground contact; 3.5 + 0.1 mm drilled hole diameter; required between end plate and end terminal block for terminal strips with mounting flanges

Notice: Terminal block cannot be commoned!

green-yellow	869-328	100
--------------	---------	-----

End terminal block; with M4 mounting flange; for screw or similar mounting types; 4.2 mm mounting hole diameter

gray	869-351	100
blue	869-354 ③	100
green-yellow	869-357	100
light gray	869-359	100

End terminal block; without snap-in mounting foot; for 0.6 ... 1.2 mm plate thickness

gray	869-341	100
blue	869-344 ③	100
green-yellow	869-347	100
light gray	869-349	100

### Accessories; item-specific

Aluminum mounting rail; 1000 mm long; 18 mm wide; 7 mm high

210-154 1



Plastic end stop; with WSB marker slot; for aluminum rail (210-154); 6 mm wide

209-122 25



### Accessories; 869 Series

Appropriate marking systems: Mini-WSB/Mini-WSB Inline/WMB/WMB Inline

End plate; with M3 mounting flange; 2.5 mm thick			
gray	869-385	100 (25)	
blue	869-388	100 (25)	
green-yellow	869-389	100 (25)	
light gray	869-387	100 (25)	

End plate; with M4 mounting flange; 2.5 mm thick			
gray	869-395	100 (25)	
blue	869-398	100 (25)	
green-yellow	869-399	100 (25)	
light gray	869-397	100 (25)	

End plate; for terminal blocks with snap-in mounting foot; 2.5 mm thick			
gray	869-375	100 (25)	
blue	869-378	100 (25)	
green-yellow	869-379	100 (25)	
light gray	869-377	100 (25)	

Insulation stop; 0.08 ... 0.2 mm<sup>2</sup> "s" (0.14 mm<sup>2</sup> "f-st"); 5 pcs/strip

white	280-470	200 (25)
-------	---------	----------

Insulation stop; 0.25 ... 0.5 mm<sup>2</sup>; 5 pcs/strip

light gray	280-471	200 (25)
------------	---------	----------

Insulation stop; 0.75 ... 1 mm<sup>2</sup>; 5 pcs/strip

dark gray	280-472	200 (25)
-----------	---------	----------

Protective warning marker; with black high-voltage symbol; for 5 terminal blocks

yellow	280-405	100 (25)
--------	---------	----------

Push-in type jumper bar; insulated;  $I_N$  18 A; light gray

light gray	2-way	870-402	200 (25)
	3-way	870-403	200 (25)
	4-way	870-404	100 (25)
	5-way	870-405	100 (25)
	6-way	870-406	100 (25)
	7-way	870-407	100 (25)
	8-way	870-408	100 (25)
	9-way	870-409	100 (25)
	10-way	870-410	50 (25)

Test plug; with 500 mm cable; 2 mm Ø; max. 42 V

red	210-136	50
-----	---------	----

